

### Get a local access number in Beijing or Shanghai

If you are doing business with China, QCONF is the obvious choice. With local access numbers in Beijing and Shanghai, QCONF offers the best solution for international conference calls with incredible high-quality, at **low price**.

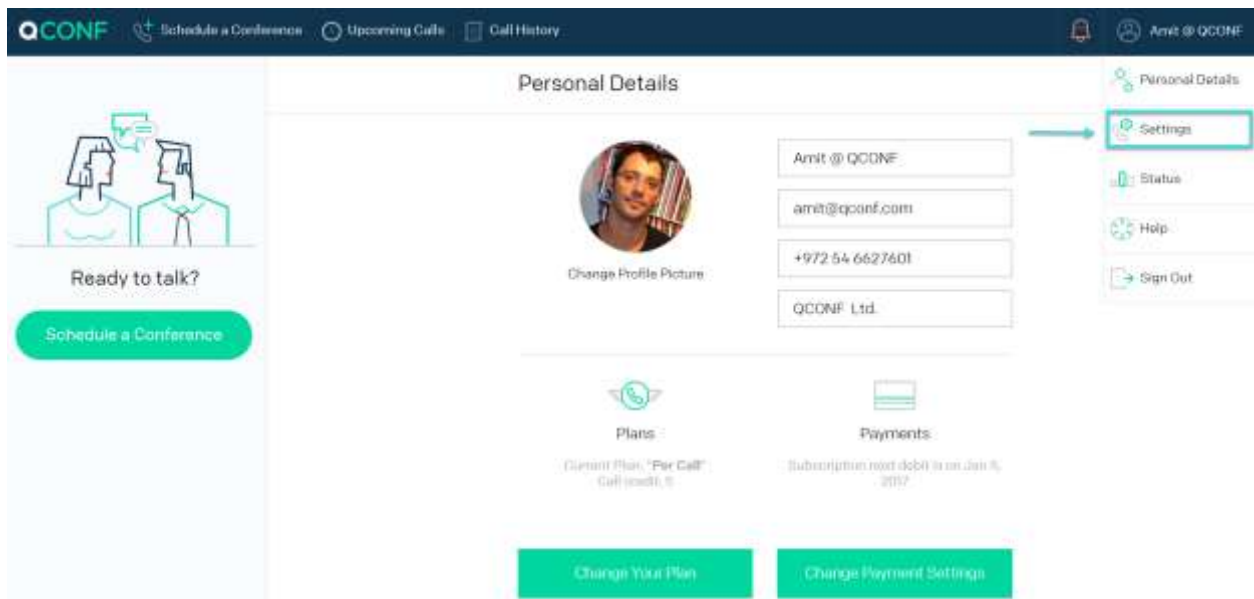
### Where are the Chinese local access numbers?

Once you choose a plan, you can see your access numbers in your account, just click on the logo on the left hand side to get to the “welcome” screen and you will be able to view your access numbers.

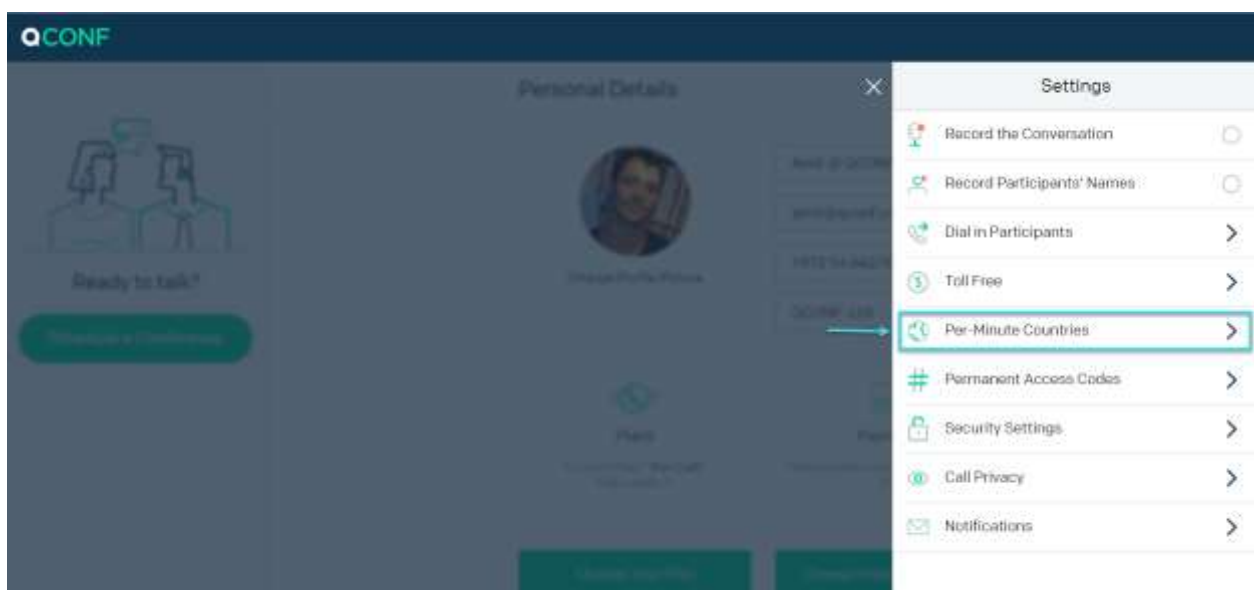
## How to add China to your Access Numbers?

### ① Go To 'Settings'

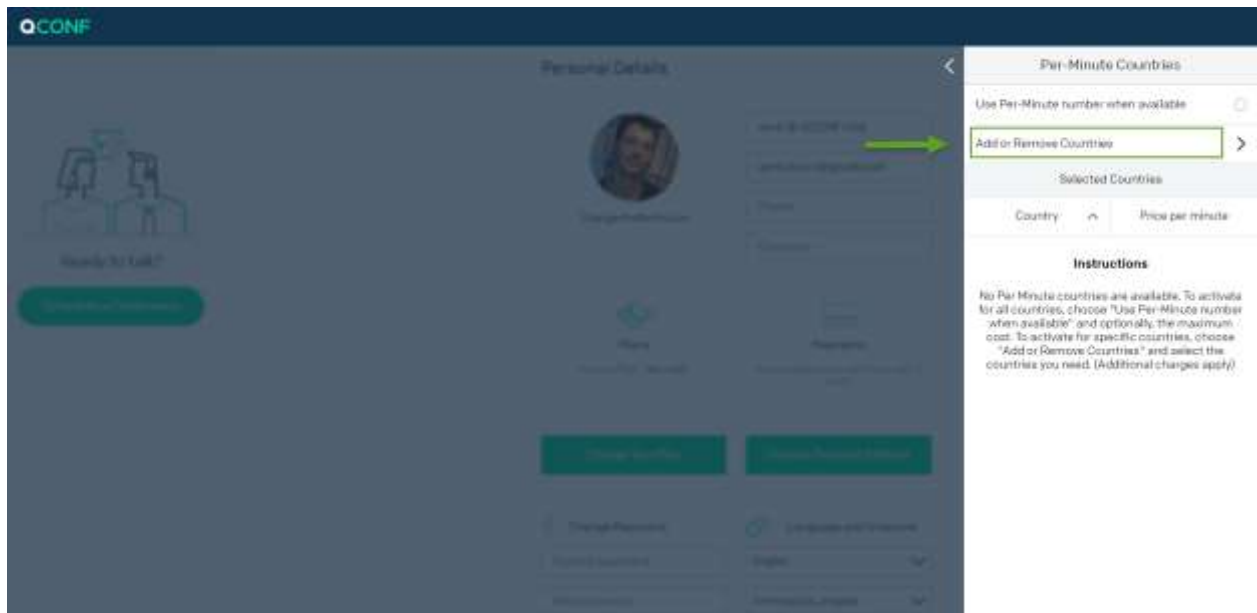
After you sign into QCONF, click the drop down menu and choose 'settings'



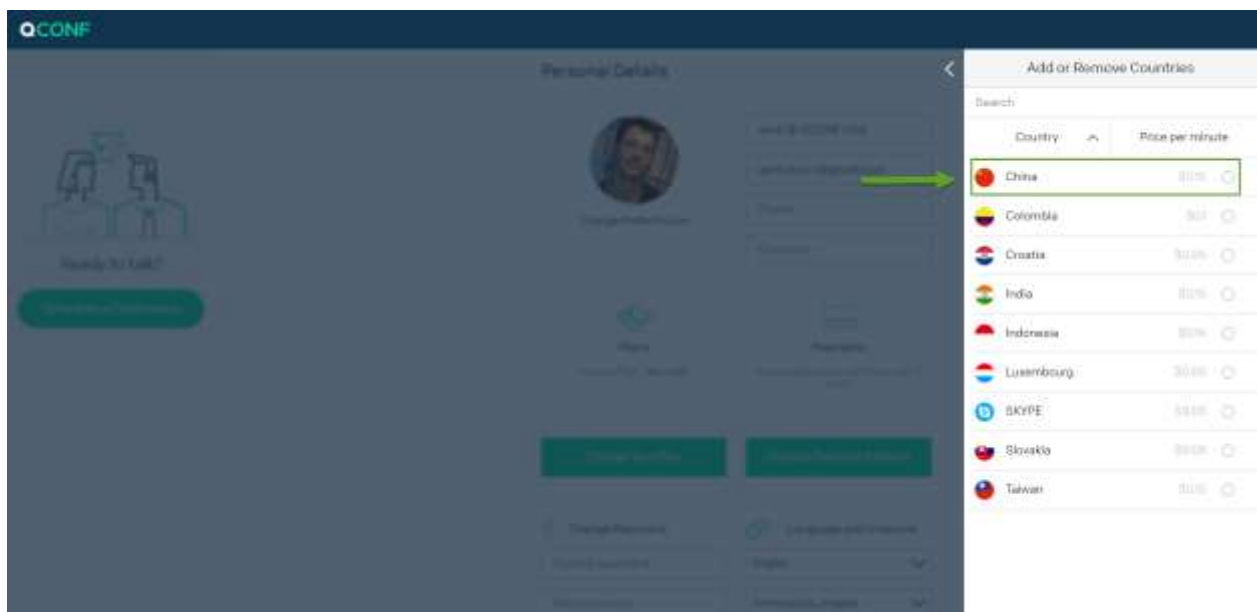
### ② Choose Per-Minute Countries



3 Click "Add or Remove Countries".



4 Tick "China"  
You can add more countries if you like.



You are Done !

See your access numbers here

The screenshot displays the QCONF user interface. On the left, a sidebar contains a 'Ready to talk?' section with a 'Schedule a Conference' button. A green arrow points from this button to the 'View Access Numbers' button on the 'Welcome' screen. The 'Welcome' screen shows the user's profile (amit @ QCONF USA), a 'No access codes - Create now?' message, and a 'View Access Numbers' button. Below this, there is a section for 'Upcoming Calls' and a 'Status' section with a circular progress indicator showing '0 Calls'.

Calls you hosted since Sep 13, 2016	
Hosted calls	0
Total call time	00:00:00

Calls you just joined since Sep 13, 2016	
Calls you joined	0

Once you choose a plan, you can see your access numbers in your account, just click on the logo on the left hand side to get to the “welcome” screen and you will be able to view your access numbers.